



# Land of Music Part 3: “Musical Mind”

## Sample Lesson



Martha  
Major  
Chord



Sample from the Land of Music® Teaching Series


© 1993, 1998, 1999, 2001, Note Family, Inc. All rights reserved.

For more information contact: Note Family, Inc., 800-798-4176 or visit our web site at [www.notefamily.com](http://www.notefamily.com).

# LESSON 16

## Items You'll Need for Lesson 16:

- *Tricky Triads Activity Cards*
- *Chord Building Activity (AP-40)*
- *Keyboarding Songs (KS-31, 32)*

 S-29, 30

## Goals for Lesson 16:

- *Learn how to build a chord*
- *Recognize chords in root position and in inversions*
- *Write chords based on the key signatures, melody lines, and other theory rules we've learned*
- *Learn to play songs with chords*


- What is an interval? **The distance between two pitches.**
- What is harmony? **2 or more pitches that are played together.**
- What do you call intervals that sound unpleasant when played or sung together? **Dissonant.**
- How do you tell if the interval is Major or Perfect? **The 1, 4, 5, and 8 intervals are perfect. The 2, 3 and 6, 7 are the major intervals. You have to count the lines and spaces, including both pitches.**
- What are the names of the other intervals? **DD - double diminished, D - diminished, m - minor, A - augmented, AA - double augmented.**

A CHORD is three or more pitches played at the same time, usually, although you can play broken chords in which the pitches are played in succession. A triad is a chord with only three pitches.

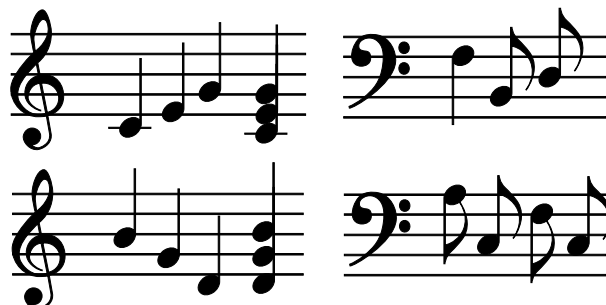


**Play the song "Chords" (S-29).** Can you tell the differences between the additional pitches when triads are played?

Typical Triad Chords - both clefs



Broken Chords - both clefs



Chords can be written in any clef. Multiple pitches played together can be found in treble and bass. The first type of chord is the easiest to build. It's called the Major triad. A Major triad consists of the Root, Major 3rd (4 half steps), and Perfect 5th (7 half steps).


Let's take a look at everyone's favorite, the Key of C Major (no sharps or flats).

Let's write a Major chord with C as the root pitch.

### C Major Scale




### C Major Chord – Root




Since C is the root you must think in the key of C Major.

The next building block for your major chord is its 3rd. (If you take a look at your keyboard or keyboard guide, it usually skips every other key.) Count up a third from C, which would be E. Is E in the Key of C? Yes, therefore it is a Major 3rd.

### C Major Chord – Root + Third

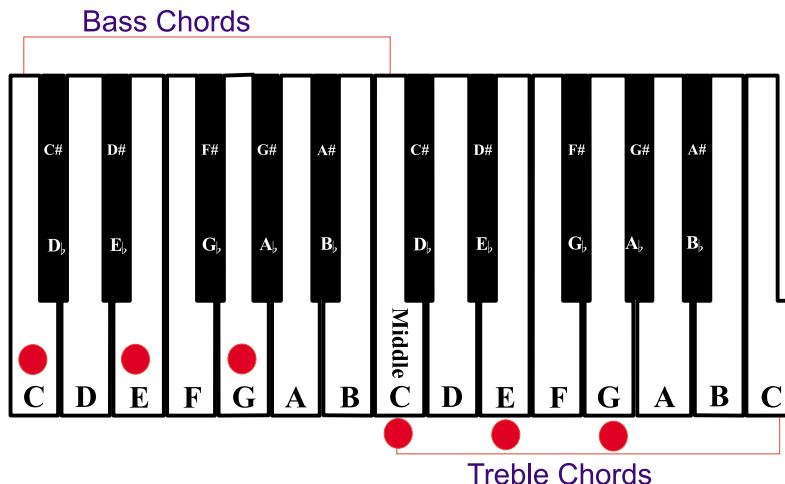


### C Major Triad



And finally, the top of your chord is the fifth. Count up a 5th above the root (G). Is G in the key of C? Yes, therefore C-G is a Perfect 5th. (Again, on the keyboard, you've skipped another key.) This makes three pitches all played at the same time. That's why we call it a "TRIAD."

**By definition, a chord consisting of a Root, Major 3rd and Perfect 5th is a Major chord.**



Sample from the Land of Music® Teaching Series

© 1993, 1998, 1999, 2001, Note Family, Inc. All rights reserved.

For more information contact: Note Family, Inc., 800-798-4176 or visit our web site at [www.notefamily.com](http://www.notefamily.com).

In the Land of Music, this triad is also called a foundation chord. Other people may call it the **TONIC CHORD**.

Soon, you'll be able to name a chord using its scale or key signature! Take a look at some Major triads for another key:

Key of D -- D Major Scale

The chord is D, F#, A (from the key signature). You can see that the Key of D has the F# as its third and the A as its fifth. So, we have the D Major chord (Tonic)!



Listen to "Dreams" (S-30).



Using the **Tricky Triad Flash Cards**, play "Tricky Triads." Divide students into groups. Have each student "fill-in" the triad or name the triad that appears on each card. The first group to name all the triad chords can be rewarded however you choose.

You don't have to always build chords in the root position.

See if you can identify the following chords. The answer is on the top of the next page.

Unscrambles to:	Unscrambles to:

The treble chords - C Major, D Major, and F Major  
 The bass chords - A Major, E<sup>b</sup>Major, and G Major

These chords are called inversions when the lowest pitch is **not** the root. You can always "unscramble" them to their root position. See the example on how to rearrange the pitches so you have a root, 3rd and 5th.

And, like intervals, there are chords that have smaller or bigger intervals than the major chords that we've seen.

- What do you think a minor chord looks and sounds like? **(It sounds sad. There's a smaller interval somewhere in the chord. It's based on a minor scale.)**

Let's take a look at some minor chords. See if you can identify which pitch of the chord is different from the major chord with the same pitch name.

<b>Original Major Triad</b>		<b>Minor Triad</b>
	1st Inversion	
	1st Inversion	
	Lower the third by a half-step ...	
C Major Triad		C minor Triad

Do you see the interval that is lower? **(The third of the chord is the pitch that is lower by a half-step.)**

Then you know that to make a minor chord you take the building block pitches of the major chord and lower the third a half-step. There, you have a minor chord!

Can you build some minor chords? **A minor chord consists of the Root, a minor 3rd, and the Perfect 5th.**

**Assignment: Chord Building 101 (AP-38)**

This page left blank intentionally.